

Young Professionals Programme (YPP): Guidance on Properly Completing the Application

Thank you for your interest in the **Young Professionals Programme (YPP)**. This document provides guidance on how to properly complete certain sections of the YPP application (it is NOT an exhaustive guide to the application process). Please visit the YPP home page on <https://careers.un.org> for more information.

Step 1: Create an Online Application Account (create an Inspira account)

Step 2: Find the YPP Job Opening

Step 3: Read and Understand the Eligibility Requirements

Step 4: Begin Your Application

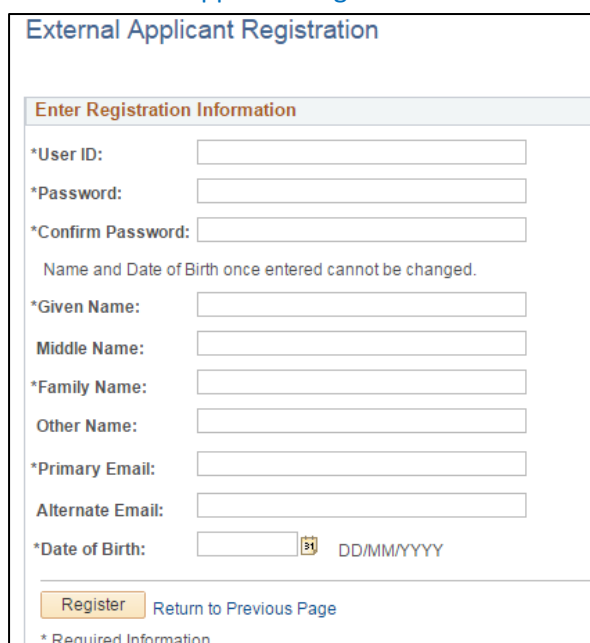
Step 5: Complete Your Application

Step 1: Create an Online Application Account (create an Inspira account)

Visit www.inspira.un.org and click on “Register now”



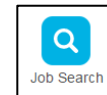
Complete the External Applicant Registration information and click “Register”



Young Professionals Programme (YPP): Guidance on Properly Completing the Application

Step 2: Find the YPP Job Opening

- Use the “Job Search” function in Inspira to find the appropriate Job Opening
- Job Openings can also be found on <https://careers.un.org>



Step 3: Read and Understand the Eligibility Requirements

- Basic eligibility requirements include: 1) **nationality** of a participating country, 2) **fluency** in either English or French, 3) **age 32** or younger by end of the examination, and 4) relevant first-level university **education**.
- Carefully read the **Education Requirements** in the Job Opening to understand which Main Courses of Study are relevant for the Job Family Exam (see sample excerpt below).

Education

At least a first-level university degree in one of the following areas:

Social & Behavioural Science; Mathematics & Statistics; Business & Administration (to be selected from the “Main Course of Study” dropdown menu)

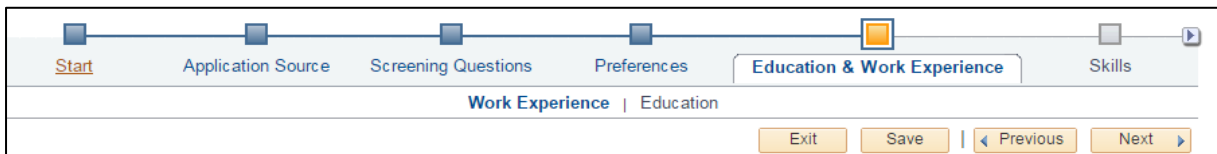
Please also choose the field of study of your degree from the “Field of Study” dropdown menu that is closest to your degree, fill in the exact title in original language, and its translation in English or French.

Step 4: Begin Your Application

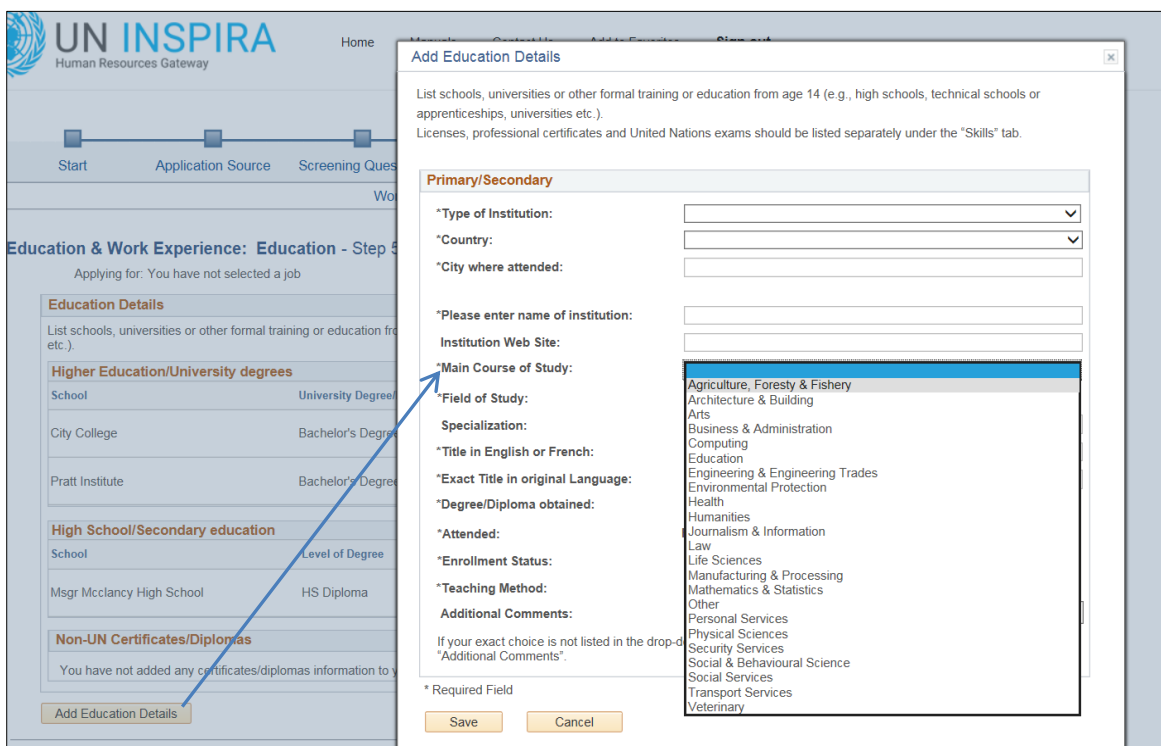
After you have determined you meet the eligibility requirements in the Job Opening, click

Apply Now

Step 5: Complete Your Application



- Enter **relevant work experience** by clicking “Add Work Experience” in the “Work Experience” section
- In the “Education” section, click on “Add Education Details” then select the **relevant Main Course of Study**



Young Professionals Programme (YPP): Guidance on Properly Completing the Application

Step 5: Complete Your Application (continued)

- Click on the “Skills” tab, to add language proficiency. To be eligible for the YPP, it is important that you appropriately indicate **Fluent** in all four proficiency areas (see example below) for either English or French.

Add Languages

Be sure to include your mother tongue in the list of languages.

You must be fluent in all four areas (speak, read, write, understand) in the language(s) required, as "fluent", for the position as indicated in the Job Opening. Indicating anything less than "Fluent" in any of the four areas will render you unqualified. If the Job Opening requires knowledge of a language, this is defined as being confident or fluent in at least two of the four areas.

Enter Language Details

*Language: English

Reading Proficiency: Fluent

Speaking Proficiency: Fluent

Understanding Proficiency: Fluent

Writing Proficiency: Fluent

How Acquired?: Formal Education

Mother/Principal Tongue

Have you successfully passed the United Nations Language Proficiency Exam (LPE)?

* Required Information

Save Cancel

Finally, be sure to review and submit your application!

Education & Work Experience Skills Cover Letter Review/Submit

Exit Save | Previous Submit Application

